


4216 m.

RED BULL INDIANAPOLIS GRAND PRIX

Race

Classification after 25 laps = 105.4 km

29

Pos		Rider	Nation	Team	Motorcycle	Total Time	Km/h	Gap
1	25	80 Esteve RABAT	SPA	Tuenti HP 40	KALEX	43'47.432	144.4	
2	20	30 Takaaki NAKAGAMI	JPN	Italtrans Racing Team	KALEX	43'48.198	144.3	0.766
3	16	45 Scott REDDING	GBR	Marc VDS Racing Team	KALEX	43'49.173	144.3	1.741
4	13	40 Pol ESPARGARO	SPA	Tuenti HP 40	KALEX	43'50.060	144.2	2.628
5	11	77 Dominique AEGERTER	SWI	Technomag carXpert	SUTER	43'50.140	144.2	2.708
6	10	3 Simone CORSI	ITA	NGM Mobile Racing	SPEED UP	43'55.960	143.9	8.528
7	9	36 Mika KALLIO	FIN	Marc VDS Racing Team	KALEX	43'56.324	143.9	8.892
8	8	5 Johann ZARCO	FRA	Came Iodaracing Project	SUTER	43'56.461	143.9	9.029
9	7	19 Xavier SIMEON	BEL	Maptaq SAG Zelos Team	KALEX	43'56.710	143.9	9.278
10	6	81 Jordi TORRES	SPA	Aspar Team Moto2	SUTER	43'58.186	143.8	10.754
11	5	60 Julian SIMON	SPA	Italtrans Racing Team	KALEX	43'58.730	143.7	11.298
12	4	18 Nicolas TEROL	SPA	Aspar Team Moto2	SUTER	44'00.435	143.7	13.003
13	3	12 Thomas LUTHI	SWI	Interwetten Paddock Moto2 Rac	SUTER	44'01.945	143.6	14.513
14	2	15 Alex DE ANGELIS	RSM	NGM Mobile Forward Racing	SPEED UP	44'02.072	143.6	14.640
15	1	23 Marcel SCHROTTER	GER	Maptaq SAG Zelos Team	KALEX	44'03.177	143.5	15.745
16		11 Sandro CORTESE	GER	Dynavolt Intact GP	KALEX	44'10.704	143.1	23.272
17		95 Anthony WEST	AUS	QMMF Racing Team	SPEED UP	44'14.744	142.9	27.312
18		24 Toni ELIAS	SPA	Blusens Avintia	KALEX	44'14.852	142.9	27.420
19		88 Ricard CARDUS	SPA	NGM Mobile Forward Racing	SPEED UP	44'19.230	142.6	31.798
20		4 Randy KRUMMENACHE	SWI	Technomag carXpert	SUTER	44'21.111	142.5	33.679
21		63 Mike DI MEGLIO	FRA	JiR Moto2	MOTOBI	44'21.661	142.5	34.229
22		72 Yuki TAKAHASHI	JPN	IDEMITSU Honda Team Asia	MORIWAKI	44'23.112	142.4	35.680
23		52 Danny KENT	GBR	Tech 3	TECH 3	44'30.713	142.0	43.281
24		96 Louis ROSSI	FRA	Tech 3	TECH 3	44'38.215	141.6	50.783
25		43 James RISPOLI	USA	GP Tech	MISTRAL 610	44'40.189	141.5	52.757
26		54 Mattia PASINI	ITA	NGM Mobile Racing	SPEED UP	44'48.310	141.1	1'00.878
27		17 Alberto MONCAYO	SPA	Argiñano & Gines Racing	SPEED UP	44'48.939	141.1	1'01.507
28		44 Steven ODENDAAL	RSA	Argiñano & Gines Racing	SPEED UP	45'01.338	140.4	1'13.906
29		7 Doni Tata PRADITA	INA	Federal Oil Gresini Moto2	SUTER	45'05.385	140.2	1'17.953
30		10 Thitipong WAROKORN	THA	Thai Honda PTT Gresini Moto2	SUTER	45'11.031	139.9	1'23.599
31		97 Rafid Topan SUCIPTO	INA	QMMF Racing Team	SPEED UP	45'27.121	133.5	1 lap
Not Classified								
		9 Kyle SMITH	GBR	Blusens Avintia	KALEX	19'48.202	140.5	14 laps
Not started								
		49 Axel PONS	SPA	Tuenti HP 40	KALEX			

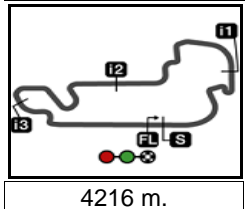
The results are provisional until the end of the limit for protest and appeals.

Time limit for protest expires 60' after publication of the results - Mr. Time:

These data/results cannot be reproduced, stored and/or transmitted in whole or in part by any manner of electronic, mechanical, photocopying, recording, broadcasting or otherwise now known or herein after developed without the previous express consent by the copyright owner, except for reproduction in daily press and regular printed publications on sale to the public within 60 days of the event related to those data/results and always provided that copyright symbol appears together as follows below.

© DORNA, 2013






RED BULL INDIANAPOLIS GRAND PRIX

Race

Classification after 25 laps = 105.4 km

29

Pos	 Rider	Nation	Team	Motorcycle	Total Time	Km/h	Gap
-----	---	--------	------	------------	------------	------	-----

Race condition: Dry

Air: 27°
Humidity: 44%
Ground: 40°

Pole Position:		Scott REDDING	1'43.026	147.3 Km/h
Fastest Lap:	Lap 5	Julian SIMON	1'43.511	146.6 Km/h
Circuit Record Lap:	2012	Marc MARQUEZ	1'43.304	146.9 Km/h
Circuit Best Lap:	2012	Pol ESPARGARO	1'42.602	147.9 Km/h

12:05'00

12:18'00

12:22'01

12:22'02 Axel PONS

12:23'03

12:34'42 Mattia PASINI

12:34'53 Mattia PASINI

12:42'15 Kyle SMITH

SIGHTING LAP START

WARM UP LAP START

RACE START

did not start

No jump start

crashed out - Rider OK

re-joined race

crashed out - Rider OK

The results are provisional until the end of the limit for protest and appeals.

Time limit for protest expires 60' after publication of the results - Mr. Time:

These data/results cannot be reproduced, stored and/or transmitted in whole or in part by any manner of electronic, mechanical, photocopying, recording, broadcasting or otherwise now known or herein after developed without the previous express consent by the copyright owner, except for reproduction in daily press and regular printed publications on sale to the public within 60 days of the event related to those data/results and always provided that copyright symbol appears together as follows below.

© DORNA, 2013

